
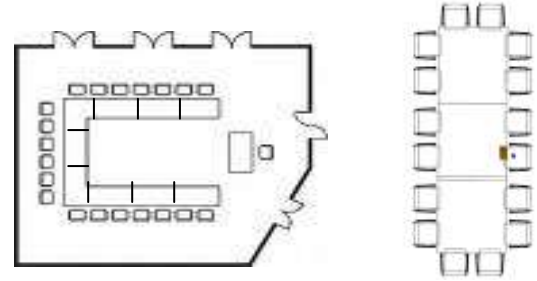


## SEATING STYLES

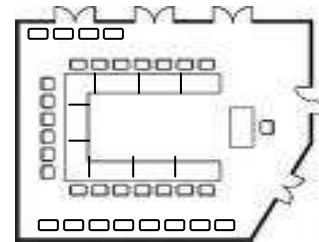
**1) Classroom** - This seating consists of tables and chairs typically arranged in rows. These tables can be fixed as in our tiered Noyce classrooms or moveable as in most of our other classrooms. Chairs are always moveable. Coded on "Partitions Chart" as Clsrm-Fix, Clsrm-Move, Case Study.



**2) Seminar** – Fixed or Moveable Seminar seating indicates a center of room arrangement usually in a square or horseshoe shape, with movable chairs arranged around the table to facilitate a group discussion. Note that while the chairs move, in some cases the tables do not or there are limited ways to arrange the room due to square footage (fixed).



**3) Seminar-Tablet** - These rooms consist of a central seminar table arrangement with extra chairs in the form of loose tablet chairs arranged along the walls of the room. The arrangement is typically not flexible as far as movement of chairs or table.



**4) Tablet Arm Chairs** - Movable tablet arm chairs, or desk-chairs, are loose chairs with a tablet-style mini-desktop attached. They are typically arranged in rows or semi-circles.



**5) Theater (2)** – Tiered rooms with tablet chairs that are not moveable. We have two of these rooms: ARH-302 and FINE 152.