

---

# End-of-Course Student Ratings of Instruction

*This statement should be read aloud to the class.*

End-of-course rating forms enable you to provide responsible feedback for your professors, and the numerical results enter into future contract reviews. The agree/disagree responses will be tallied to produce frequency reports and the individual forms will be returned to the instructor so he or she can review your comments.

Although your name will not be on the form, your hand-writing or information you provide in your comments may identify you to your instructor. Instructors receive the completed, original forms only after grades have been submitted to the Registrar. Department chairs receive copies of the completed forms. These are the only people who may read your comments unless the faculty member or the department chair chooses to include anonymous quotes in documents prepared for the faculty member's next review.

Thank you in advance for your comments that help us to improve the work we do.

Please observe the following procedures:

1. Make heavy marks that completely fill the response bubbles so the scanner can read your responses.
2. Use a dark pen (black or blue ink) to complete the form. The scanner cannot read other colors. A #2 pencil can also be used, but a dark pen is better.
3. Please note that the scale starts with "Strongly Disagree" at the top. Be careful not to inadvertently reverse your responses. Mark only one response for each of the statements on the form.
4. If you are using an ink pen and mistakenly fill in the wrong response bubble, mark your desired response as darkly as possible and indicate which one you really mean. If you are using a pencil, cleanly erase the error and mark your intended response.
5. Complete the form in class.
6. Do not write your name on the form.
7. Do not bend, fold, or staple the form.
8. Please provide comments.
9. One student will need to deliver the completed forms to the location indicated on the envelope label. Please return the forms in the original envelope in which they arrived.

# End-of-Course Rating Form Grinnell College

- Use a No. 2 Pencil or a pen with black or dark blue ink.
- Mark only one bubble per question, and give a brief comment in the space provided.
- Fill in bubbles completely, as demonstrated below.

Instructor's Name \_\_\_\_\_

Course Number \_\_\_\_\_ Section Number \_\_\_\_\_

Department \_\_\_\_\_

Course Title \_\_\_\_\_

Right	Wrong
● ● ●	⊗ ⊙ ✓

Date \_\_\_\_\_

**Q1: The course sessions were conducted in a manner that helped me to understand the subject matter of the course.**

- Strongly Disagree .....
- Moderately Disagree .....
- Slightly Disagree .....
- Slightly Agree .....
- Moderately Agree .....
- Strongly Agree .....
- Not Applicable/Don't Know...

Please comment:

**Q2: The instructor helped me to understand the subject matter of the course.**

- Strongly Disagree .....
- Moderately Disagree .....
- Slightly Disagree .....
- Slightly Agree .....
- Moderately Agree .....
- Strongly Agree .....
- Not Applicable/Don't Know...

Please comment:

**Q3: Work completed with and/or discussions with other students in this course helped me to understand the subject matter of the course.**

- Strongly Disagree .....
- Moderately Disagree .....
- Slightly Disagree .....
- Slightly Agree .....
- Moderately Agree .....
- Strongly Agree .....
- Not Applicable/Don't Know...

Please comment:

**Q4: The oral and written work, tests, and/or other assignments helped me to understand the subject matter of the course.**

Strongly Disagree . . . . . <input type="radio"/>	Please comment:
Moderately Disagree . . . . . <input type="radio"/>	
Slightly Disagree . . . . . <input type="radio"/>	
Slightly Agree . . . . . <input type="radio"/>	
Moderately Agree . . . . . <input type="radio"/>	
Strongly Agree . . . . . <input type="radio"/>	
Not Applicable/Don't Know . <input type="radio"/>	

**Q5: Required readings or other course materials helped me to understand the subject matter of the course.**

Strongly Disagree . . . . . <input type="radio"/>	Please comment:
Moderately Disagree . . . . . <input type="radio"/>	
Slightly Disagree . . . . . <input type="radio"/>	
Slightly Agree . . . . . <input type="radio"/>	
Moderately Agree . . . . . <input type="radio"/>	
Strongly Agree . . . . . <input type="radio"/>	
Not Applicable/Don't Know . <input type="radio"/>	

**Q6: I learned a lot in this course.**

Strongly Disagree . . . . . <input type="radio"/>	Please comment:
Moderately Disagree . . . . . <input type="radio"/>	
Slightly Disagree . . . . . <input type="radio"/>	
Slightly Agree . . . . . <input type="radio"/>	
Moderately Agree . . . . . <input type="radio"/>	
Strongly Agree . . . . . <input type="radio"/>	
Not Applicable/Don't Know . <input type="radio"/>	

**Q1:** The course sessions were conducted in a manner that helped me to understand the subject matter of the course.

	Freq.	Pct.
1 Strongly Disagree.....	0	0%
2 Moderately Disagree.....	0	0%
3 Slightly Disagree.....	0	0%
4 Slightly Agree.....	0	0%
5 Moderately Agree.....	6	55%
6 Strongly Agree.....	5	45%
Not Applicable/Don't Know/Blank.....	0	0%

**Q4:** The oral and written work, tests, and/or other assignments helped me to understand the subject matter of the course.

	Freq.	Pct.
1 Strongly Disagree.....	0	0%
2 Moderately Disagree.....	0	0%
3 Slightly Disagree.....	0	0%
4 Slightly Agree.....	1	9%
5 Moderately Agree.....	2	18%
6 Strongly Agree.....	8	73%
Not Applicable/Don't Know/Blank.....	0	0%

**Q2:** The instructor helped me to understand the subject matter of the course.

	Freq.	Pct.
1 Strongly Disagree.....	0	0%
2 Moderately Disagree.....	0	0%
3 Slightly Disagree.....	0	0%
4 Slightly Agree.....	0	0%
5 Moderately Agree.....	4	36%
6 Strongly Agree.....	7	64%
Not Applicable/Don't Know/Blank.....	0	0%

**Q5:** Required readings or other course materials helped me to understand the subject matter of the course.

	Freq.	Pct.
1 Strongly Disagree.....	0	0%
2 Moderately Disagree.....	0	0%
3 Slightly Disagree.....	0	0%
4 Slightly Agree.....	2	18%
5 Moderately Agree.....	4	36%
6 Strongly Agree.....	5	45%
Not Applicable/Don't Know/Blank.....	0	0%

**Q3:** Work completed with and/or discussions with other students in this course helped me to understand the subject matter of the course.

	Freq.	Pct.
1 Strongly Disagree.....	0	0%
2 Moderately Disagree.....	0	0%
3 Slightly Disagree.....	0	0%
4 Slightly Agree.....	2	18%
5 Moderately Agree.....	4	36%
6 Strongly Agree.....	5	45%
Not Applicable/Don't Know/Blank.....	0	0%

**Q6:** I learned a lot in this course.

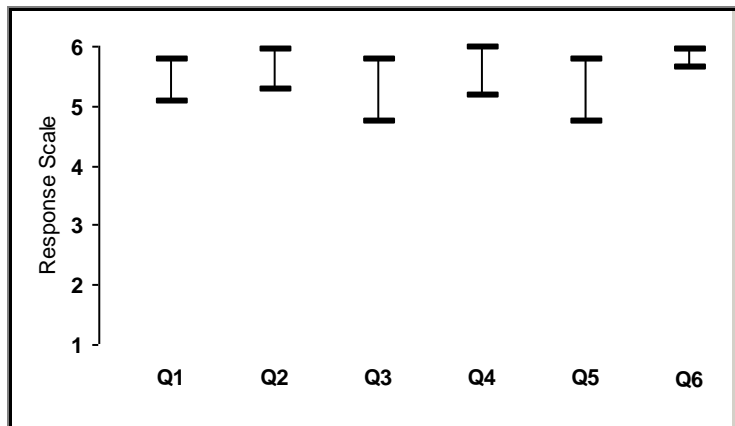
	Freq.	Pct.
1 Strongly Disagree.....	0	0%
2 Moderately Disagree.....	0	0%
3 Slightly Disagree.....	0	0%
4 Slightly Agree.....	0	0%
5 Moderately Agree.....	1	9%
6 Strongly Agree.....	10	91%
Not Applicable/Don't Know/Blank.....	0	0%

Percentages may not appear to add to 100 due to rounding.

Responses from surveys of student opinion are subject to chance variation. To help acknowledge that these data are not precise enough to make fine distinctions, the vertical bars shown at the right represent the confidence interval for the mean score of each question.

The size of the interval depends on the number of responses and on the variation of the scores. When all responses are identical, the range will collapse to the mean score.

If the survey process were to be replicated, sampling theory indicates that we could expect the mean scores to fall within these ranges 95 times out of 100.



**Fall 2013 Aggregate (College-Wide) Results**

**Q1:** The course sessions were conducted in a manner that helped me to understand the subject matter of the course.

	Freq.	Pct.
1 Strongly Disagree.....	38	1%
2 Moderately Disagree.....	96	2%
3 Slightly Disagree.....	104	2%
4 Slightly Agree.....	435	8%
5 Moderately Agree.....	1,801	32%
6 Strongly Agree.....	3,145	56%
Not Applicable/Don't Know/Blank.....	12	0%

**Q4:** The oral and written work, tests, and/or other assignments helped me to understand the subject matter of the course.

	Freq.	Pct.
1 Strongly Disagree.....	41	1%
2 Moderately Disagree.....	83	1%
3 Slightly Disagree.....	149	3%
4 Slightly Agree.....	566	10%
5 Moderately Agree.....	1,840	33%
6 Strongly Agree.....	2,792	50%
Not Applicable/Don't Know/Blank.....	160	3%

**Q2:** The instructor helped me to understand the subject matter of the course.

	Freq.	Pct.
1 Strongly Disagree.....	42	1%
2 Moderately Disagree.....	67	1%
3 Slightly Disagree.....	83	1%
4 Slightly Agree.....	357	6%
5 Moderately Agree.....	1,336	24%
6 Strongly Agree.....	3,725	66%
Not Applicable/Don't Know/Blank.....	21	0%

**Q5:** Required readings or other course materials helped me to understand the subject matter of the course.

	Freq.	Pct.
1 Strongly Disagree.....	48	1%
2 Moderately Disagree.....	78	1%
3 Slightly Disagree.....	153	3%
4 Slightly Agree.....	714	13%
5 Moderately Agree.....	1,659	29%
6 Strongly Agree.....	2,678	48%
Not Applicable/Don't Know/Blank.....	301	5%

**Q3:** Work completed with and/or discussions with other students in this course helped me to understand the subject matter of the course.

	Freq.	Pct.
1 Strongly Disagree.....	44	1%
2 Moderately Disagree.....	79	1%
3 Slightly Disagree.....	174	3%
4 Slightly Agree.....	696	12%
5 Moderately Agree.....	1,707	30%
6 Strongly Agree.....	2,689	48%
Not Applicable/Don't Know/Blank.....	242	4%

**Q6:** I learned a lot in this course.

	Freq.	Pct.
1 Strongly Disagree.....	33	1%
2 Moderately Disagree.....	53	1%
3 Slightly Disagree.....	91	2%
4 Slightly Agree.....	389	7%
5 Moderately Agree.....	1,256	22%
6 Strongly Agree.....	3,782	67%
Not Applicable/Don't Know/Blank.....	27	0%

*Percentages may not appear to add to 100 due to rounding.*

Faculty Reviews

**Student Ratings of Teaching for A. Professor**

End-of-Course Forms

As you read this summary report of quantitative responses, please keep in mind several important points about the nature of this information. First, the numbers are not considered a direct measure of teaching effectiveness. Extensive research on this question (not done at Grinnell) suggests that student end-of-course ratings do tend to correlate with other measures of student learning, such as peer reviews or multi-section exam comparisons. At the same time, it is also acknowledged that some aspects of teaching are invisible to the students or go beyond what they are competent to evaluate. The information presented here is limited to what the students are able to perceive and evaluate on the last day of the class. This limitation explains why Grinnell's overall system of teaching evaluation includes multiple measures, including peer observation of classes and review of teaching materials.

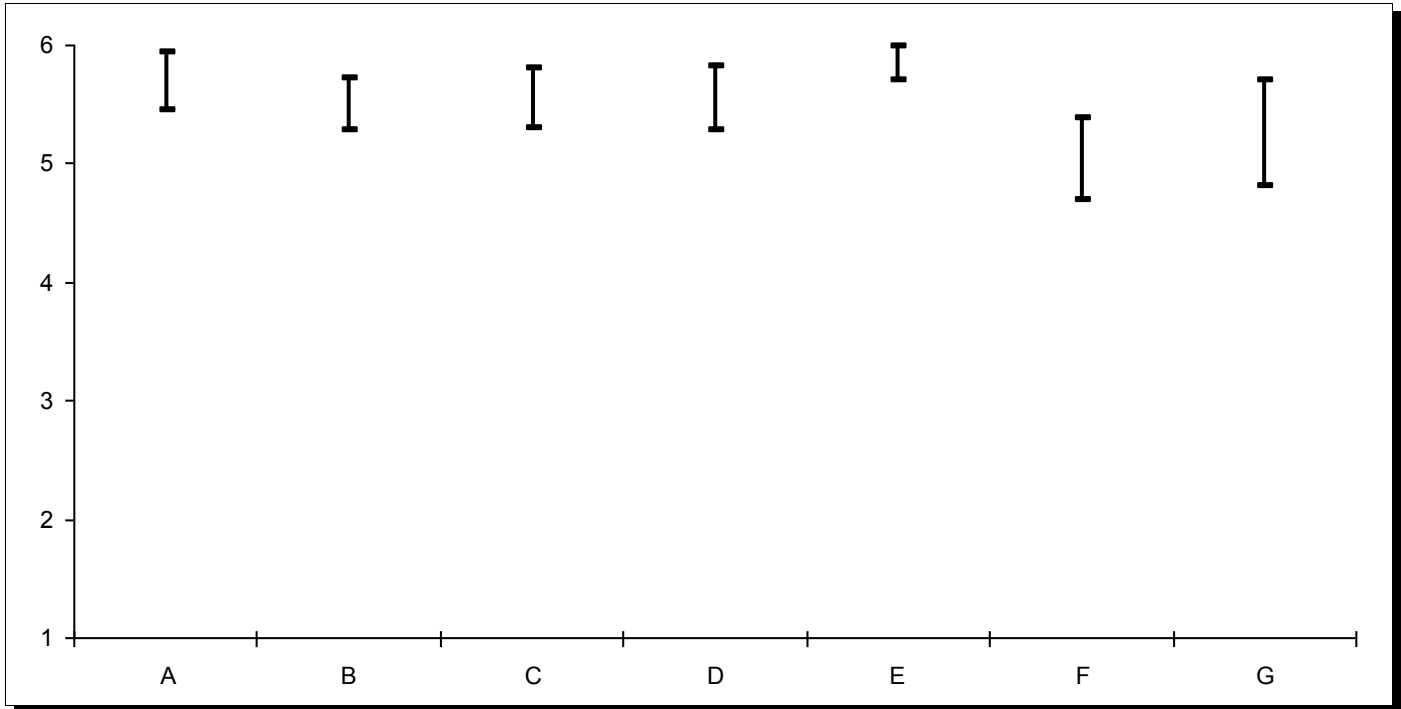
The graphics in this report utilize statistical margins of error or "confidence intervals" to depict the quantitative ratings. Averages may be useful for getting a sense of central tendency, but these data are not precise enough to make fine distinctions. Because surveys of student opinion are subject to chance variation, and to help acknowledge the imprecision of these data, vertical bars (representing the confidence interval for the mean score of each question) are employed to display the results.

Confidence intervals help readers to avoid over-interpreting small numerical differences or erroneously assuming that we have obtained a precise number for a given course. For a class that enrolled very few students, for example, if you see that the confidence interval spans nearly the entire range of scores, there is a message here about the quality and usefulness of this piece of information.

The size of the interval depends on the number of responses and on the variation of the scores (when all responses are identical, the range of the confidence interval will collapse to the mean score). If the survey process could be replicated, we would expect the mean score to fall within the respective range 95 times out of 100. The response scale and abbreviations used herein are:

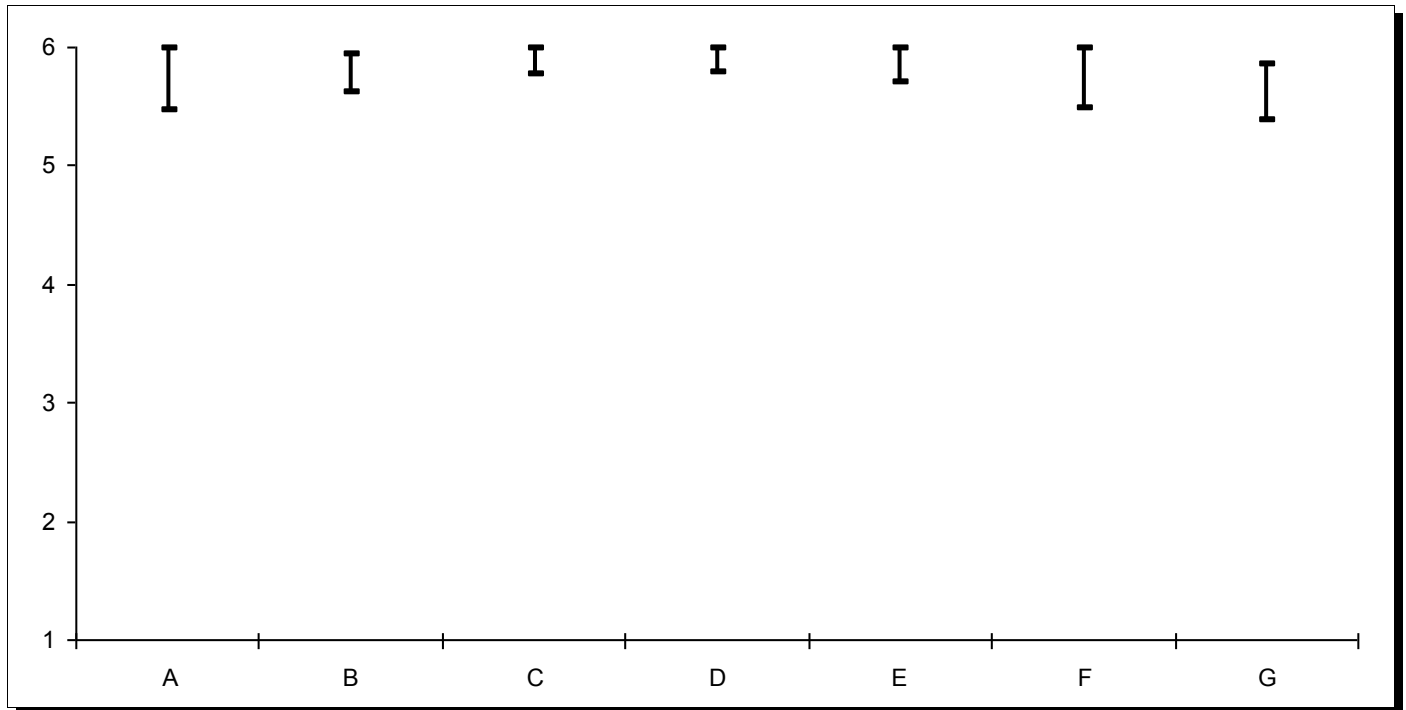
Strongly Disagree	Moderately Disagree	Slightly Disagree	Slightly Agree	Moderately Agree	Strongly Agree	Not Applicable, Don't Know, or Blank
<i>StrDis</i>	<i>ModDis</i>	<i>SliDis</i>	<i>SliAgr</i>	<i>ModAgr</i>	<i>StrAgr</i>	<i>N/D/B</i>
1	2	3	4	5	6	

**Q1:** *The course sessions were conducted in a manner that helped me to understand the subject matter of the course.*



Graph Code	Term	Course	Course Description	# Forms Returned	Relative Frequencies						
					StrDis	ModDis	SliDis	SliAgr	ModAgr	StrAgr	N/D/B
A	2010/FA	PHI-350.01	Int'l Phil Resources	17	0.0%	0.0%	0.0%	0.0%	29.4%	70.6%	0.0%
B	2011/SP	POL-250.01	Politics of Intern'l Relations	29	0.0%	0.0%	0.0%	3.4%	41.4%	55.2%	0.0%
C	2011/SP	GWS-295.02	ST: Human Rights	23	0.0%	0.0%	0.0%	4.3%	34.8%	60.9%	0.0%
D	2011/FA	PSY-222.01	Research Methods	16	0.0%	0.0%	0.0%	0.0%	43.8%	56.3%	0.0%
E	2011/FA	POL-352.01	US Forgn Policymaking	11	0.0%	0.0%	0.0%	0.0%	9.1%	90.9%	0.0%
F	2012/SP	GDS-250.01	Intern'l Relations	22	0.0%	0.0%	0.0%	27.3%	40.9%	31.8%	0.0%
G	2012/SP	GDS-259.01	Human Rights, Fndtn	19	0.0%	0.0%	5.3%	15.8%	26.3%	52.6%	0.0%

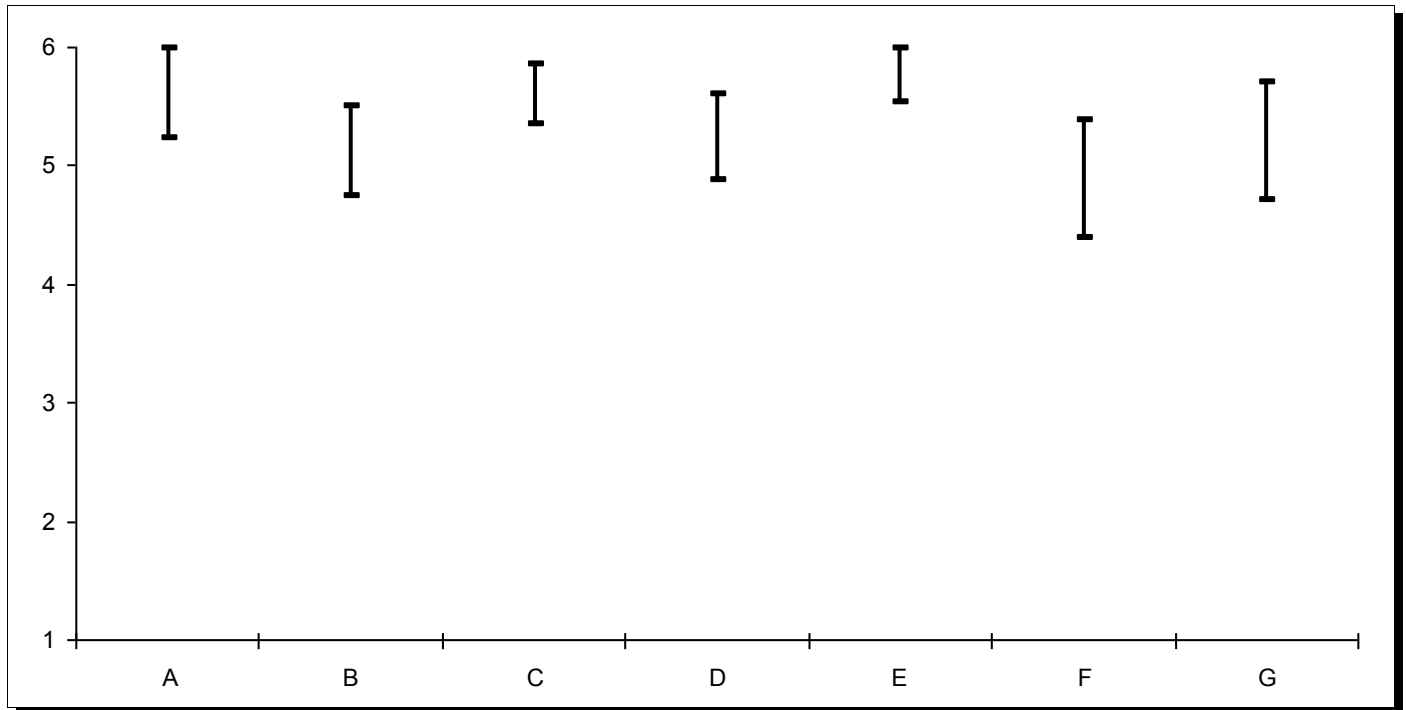
**Q2: The instructor helped me to understand the subject matter of the course.**



Graph Code	Term	Course	Course Description	# Forms Returned	Relative Frequencies						
					StrDis	ModDis	SliDis	SliAgr	ModAgr	StrAgr	N/D/B
A	2010/FA	PHI-350.01	Int'l Phil Resources	17	0.0%	0.0%	0.0%	5.9%	11.8%	82.4%	0.0%
B	2011/SP	POL-250.01	Politics of Intern'l Relations	29	0.0%	0.0%	0.0%	0.0%	20.7%	79.3%	0.0%
C	2011/SP	GWS-295.02	ST: Human Rights	23	0.0%	0.0%	0.0%	0.0%	8.7%	91.3%	0.0%
D	2011/FA	PSY-222.01	Research Methods	16	0.0%	0.0%	0.0%	0.0%	6.3%	93.8%	0.0%
E	2011/FA	POL-352.01	US Forgn Policymaking	11	0.0%	0.0%	0.0%	0.0%	9.1%	90.9%	0.0%
F	2012/SP	GDS-250.01	Intern'l Relations	22	0.0%	0.0%	0.0%	9.1%	4.5%	86.4%	0.0%
G	2012/SP	GDS-259.01	Human Rights, Fndtn	19	0.0%	0.0%	0.0%	0.0%	36.8%	63.2%	0.0%

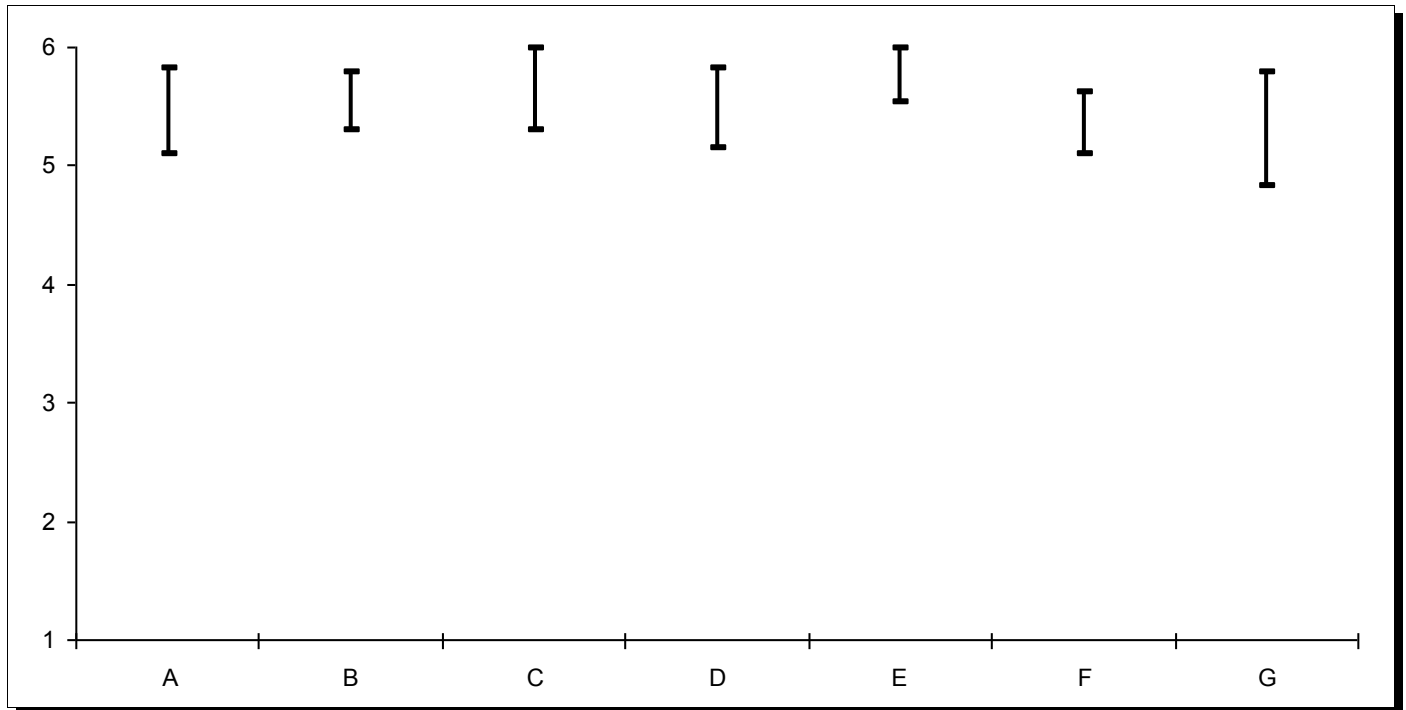


**Q3: Work completed with and/or discussions with other students in this course helped me to understand the subject matter of the course.**



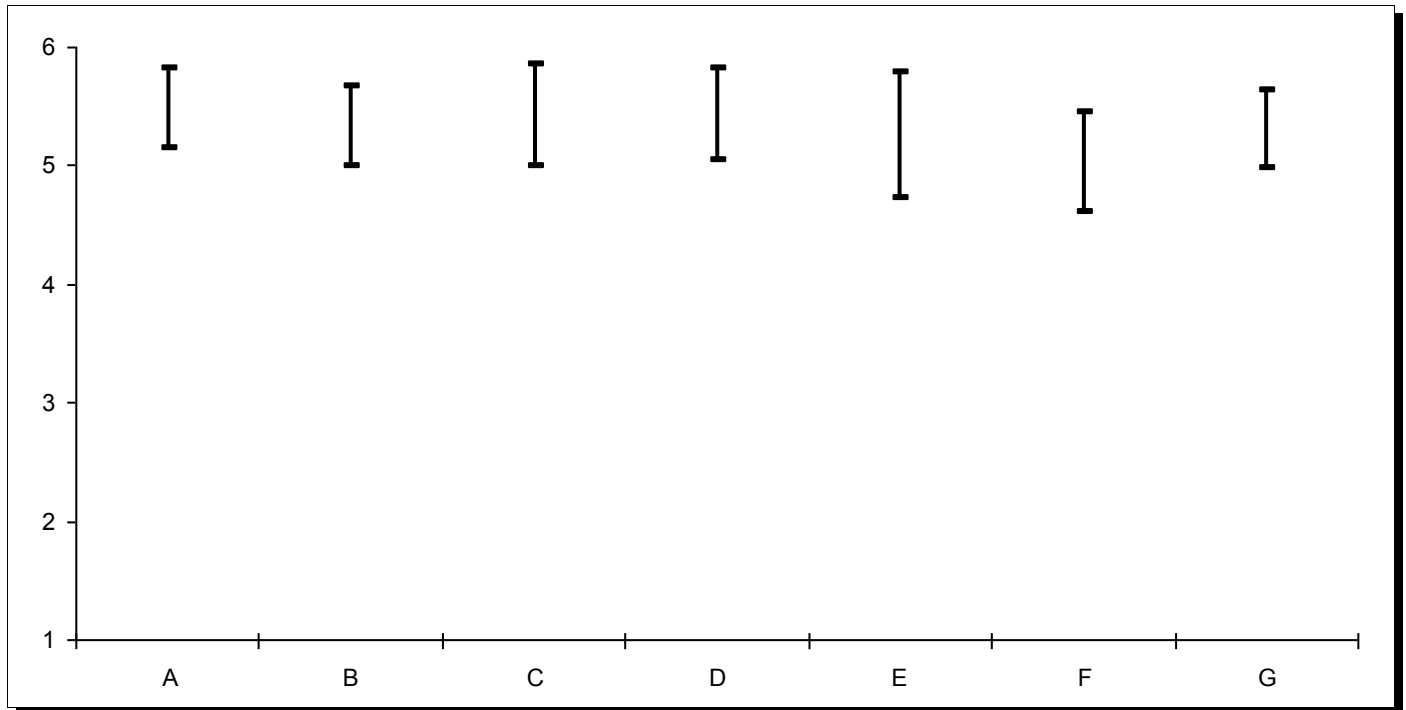
Graph Code	Term	Course	Course Description	# Forms Returned	Relative Frequencies						
					StrDis	ModDis	SliDis	SliAgr	ModAgr	StrAgr	N/D/B
A	2010/FA	PHI-350.01	Int'l Phil Resources	17	0.0%	0.0%	5.9%	0.0%	17.6%	76.5%	0.0%
B	2011/SP	POL-250.01	Politics of Intern'l Relations	29	3.4%	0.0%	0.0%	6.9%	55.2%	34.5%	0.0%
C	2011/SP	GWS-295.02	ST: Human Rights	23	0.0%	0.0%	0.0%	4.3%	30.4%	65.2%	0.0%
D	2011/FA	PSY-222.01	Research Methods	16	0.0%	0.0%	0.0%	12.5%	50.0%	37.5%	0.0%
E	2011/FA	POL-352.01	US Forgn Policymaking	11	0.0%	0.0%	0.0%	0.0%	18.2%	81.8%	0.0%
F	2012/SP	GDS-250.01	Intern'l Relations	22	0.0%	4.5%	4.5%	18.2%	36.4%	31.8%	4.5%
G	2012/SP	GDS-259.01	Human Rights, Fndtn	19	0.0%	0.0%	10.5%	10.5%	26.3%	52.6%	0.0%

**Q4: The oral and written work, tests, and/or other assignments helped me to understand the subject matter of the course.**



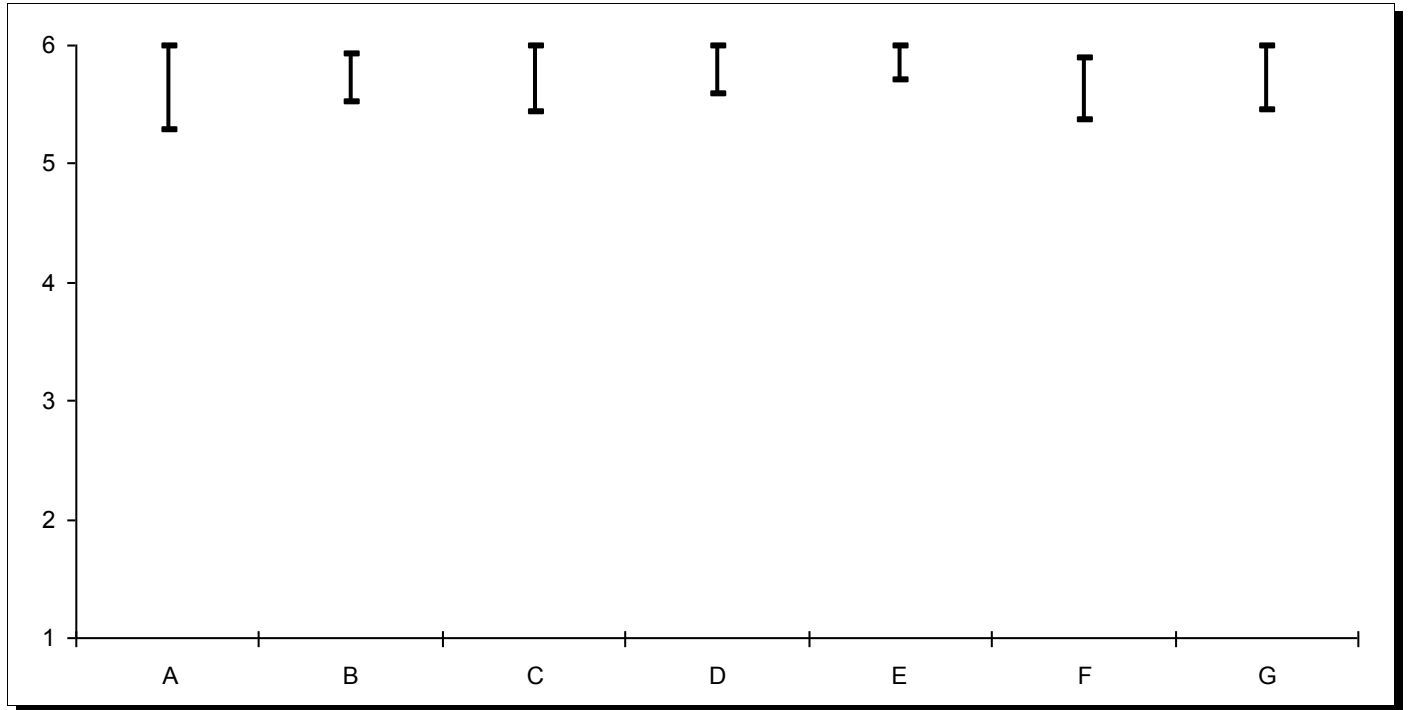
Graph Code	Term	Course	Course Description	# Forms Returned	Relative Frequencies						
					StrDis	ModDis	SliDis	SliAgr	ModAgr	StrAgr	N/D/B
A	2010/FA	PHI-350.01	Int'l Phil Resources	17	0.0%	0.0%	0.0%	11.8%	29.4%	58.8%	0.0%
B	2011/SP	POL-250.01	Politics of Intern'l Relations	29	0.0%	0.0%	0.0%	6.9%	31.0%	62.1%	0.0%
C	2011/SP	GWS-295.02	ST: Human Rights	23	0.0%	4.3%	0.0%	0.0%	13.0%	82.6%	0.0%
D	2011/FA	PSY-222.01	Research Methods	16	0.0%	0.0%	0.0%	6.3%	37.5%	56.3%	0.0%
E	2011/FA	POL-352.01	US Forgn Policymaking	11	0.0%	0.0%	0.0%	0.0%	18.2%	81.8%	0.0%
F	2012/SP	GDS-250.01	Intern'l Relations	22	0.0%	0.0%	0.0%	4.5%	54.5%	40.9%	0.0%
G	2012/SP	GDS-259.01	Human Rights, Fndtn	19	0.0%	0.0%	10.5%	5.3%	26.3%	57.9%	0.0%

**Q5: Required readings or other course materials helped me to understand the subject matter of the course.**



Graph Code	Term	Course	Course Description	# Forms Returned	Relative Frequencies						
					StrDis	ModDis	SliDis	SliAgr	ModAgr	StrAgr	N/D/B
A	2010/FA	PHI-350.01	Int'l Phil Resources	17	0.0%	0.0%	0.0%	5.9%	35.3%	52.9%	5.9%
B	2011/SP	POL-250.01	Politics of Intern'l Relations	29	0.0%	0.0%	6.9%	6.9%	31.0%	55.2%	0.0%
C	2011/SP	GWS-295.02	ST: Human Rights	23	0.0%	4.3%	0.0%	8.7%	21.7%	65.2%	0.0%
D	2011/FA	PSY-222.01	Research Methods	16	0.0%	0.0%	0.0%	12.5%	31.3%	56.3%	0.0%
E	2011/FA	POL-352.01	US Forgn Policymaking	11	0.0%	0.0%	0.0%	18.2%	36.4%	45.5%	0.0%
F	2012/SP	GDS-250.01	Intern'l Relations	22	0.0%	0.0%	9.1%	13.6%	40.9%	36.4%	0.0%
G	2012/SP	GDS-259.01	Human Rights, Fndtn	19	0.0%	0.0%	0.0%	10.5%	47.4%	42.1%	0.0%

**Q6: I learned a lot in this course.**



Graph Code	Term	Course	Course Description	# Forms Returned	Relative Frequencies						
					StrDis	ModDis	SliDis	SliAgr	ModAgr	StrAgr	N/D/B
A	2010/FA	PHI-350.01	Int'l Phil Resources	17	0.0%	0.0%	0.0%	11.8%	11.8%	76.5%	0.0%
B	2011/SP	POL-250.01	Politics of Intern'l Relations	29	0.0%	0.0%	0.0%	3.4%	20.7%	75.9%	0.0%
C	2011/SP	GWS-295.02	ST: Human Rights	23	0.0%	0.0%	4.3%	0.0%	13.0%	82.6%	0.0%
D	2011/FA	PSY-222.01	Research Methods	16	0.0%	0.0%	0.0%	0.0%	18.8%	81.3%	0.0%
E	2011/FA	POL-352.01	US Forgn Policymaking	11	0.0%	0.0%	0.0%	0.0%	9.1%	90.9%	0.0%
F	2012/SP	GDS-250.01	Intern'l Relations	22	0.0%	0.0%	0.0%	4.5%	27.3%	68.2%	0.0%
G	2012/SP	GDS-259.01	Human Rights, Fndtn	19	0.0%	0.0%	0.0%	5.3%	15.8%	78.9%	0.0%