

**Number of Independent Courses by type from
Fall 1998 to Spring 2003 (does not include MAPs)**

No.	Course Type	Total
297	Guided Reading	174
387	Individual Reading	23
397	Independent Project	472
491	Senior Project/Essay	12
495	Senior Research	19
Plus-2	Plus-2	165
3XX	Misc.	5
		870

**Number of MAP Courses
from Fall 1999 to Spring 2003 190**

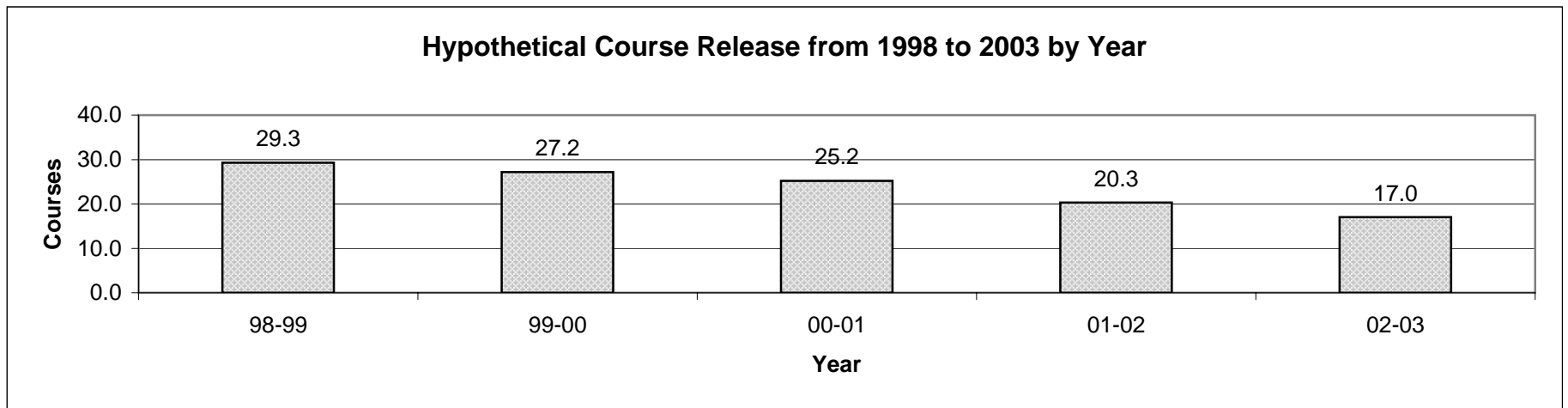
**Number of MAP Courses from
Summer 1999 to Summer 2002 202**

Hypothetical Course Releases for Independents: '98 to '03 Assuming 6 Independents for 1 Course

Formula: Six students time 4 credits equals 24 students credits or One Course Release

5 Courses equals 1 FTE faculty

All Departs. Etc.	1998/FA	1999/SP	1999/FA	2000/SP	2000/FA	2001/SP	2001/FA	2002/SP	2002/FA	2003/SP	Total
Course Release	12.8	16.5	11.0	16.2	9.1	16.1	8.7	11.7	7.9	9.1	119.0
FTE Faculty	2.6	3.3	2.2	3.2	1.8	3.2	1.7	2.3	1.6	1.8	23.8
Course Release by Year	29.3		27.2		25.2		20.3		17.0		
FTE Faculty by Year	5.9		5.4		5.0		4.1		3.4		



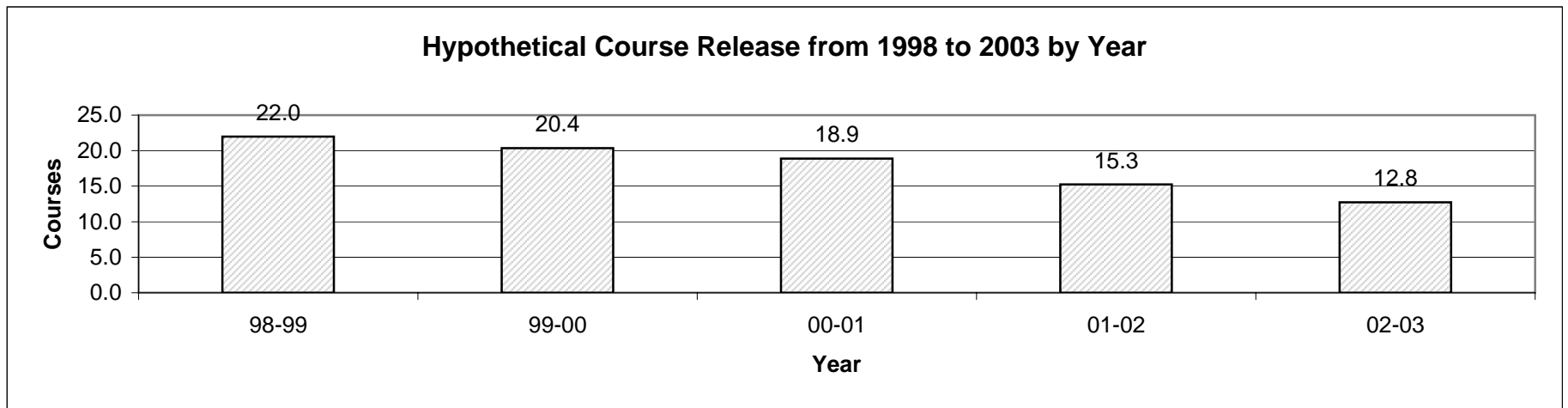
Hypothetical Course Release for Independent Studies: '98 to '03 Assuming 1 Course Release for 8 Independents Studies

Based on the following formula:

Eight students time 4 credits equals 32 students credits or One Course Release

5 Courses equals 1 FTE faculty

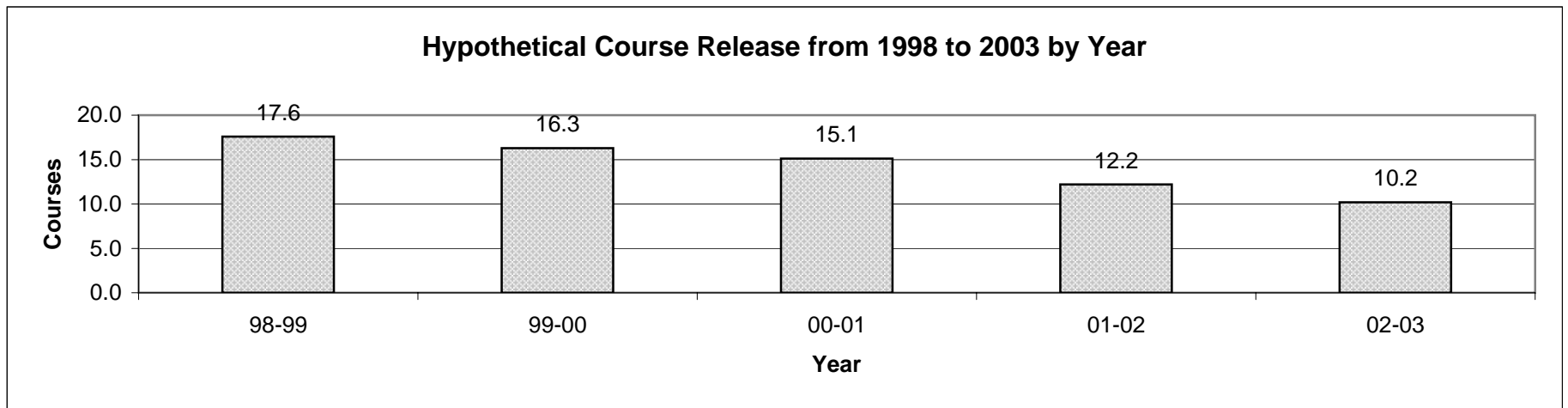
All Departs. Etc.	1998/FA	1999/SP	1999/FA	2000/SP	2000/FA	2001/SP	2001/FA	2002/SP	2002/FA	2003/SP	Total
Course Release	9.6	12.4	8.3	12.1	6.8	12.1	6.5	8.8	5.9	6.8	89.3
FTE Faculty	1.9	2.5	1.7	2.4	1.4	2.4	1.3	1.8	1.2	1.4	17.9
Course Release by Year	22.0		20.4		18.9		15.3		12.8		
FTE Faculty by Year	4.4		4.1		3.8		3.1		2.6		



Hypothetical Course Releases for Independents: '98 to '03 Assumes 10 Independents for 1 Course Release

Formula: Ten students time 4 credits equals 40 students credits or One Course Release
5 Courses equals 1 FTE faculty

All Departs. Etc.	1998/FA	1999/SP	1999/FA	2000/SP	2000/FA	2001/SP	2001/FA	2002/SP	2002/FA	2003/SP	Total
Course Release	7.7	9.9	6.6	9.7	5.5	9.7	5.2	7.0	4.8	5.5	71.4
FTE Faculty	1.5	2.0	1.3	1.9	1.1	1.9	1.0	1.4	1.0	1.1	14.3
Course Release by Year	17.6		16.3		15.1		12.2		10.2		
FTE Faculty by Year	3.5		3.3		3.0		2.4		2.0		



Hypothetical Course Release for MAPs: '99 to '03

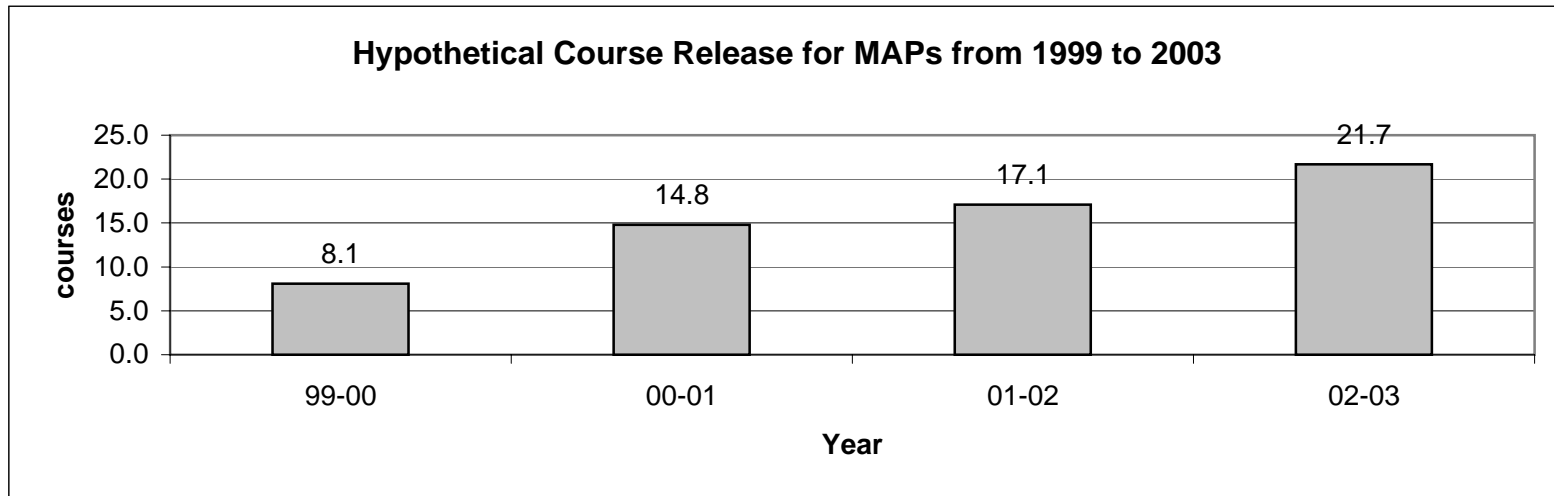
Formula: Six students time 4 credits equals 24 students credits or One Course Release
5 courses equals 1 FTE faculty

TERM	1999/FA	2000/SP	2000/FA	2001/SP	2001/FA	2002/SP	2002/FA	2003/SP	TOTAL
Course Release	1.8	6.3	5.2	9.6	4.2	12.9	6.1	15.6	61.6
FTE Faculty	0.4	1.3	1.0	1.9	0.8	2.6	1.2	3.1	12.3
Course Release by Year	8.1		14.8		17.1		21.7		
FTE Faculty by year	1.6		3.0		3.4		4.3		

STUDENT CREDIT FOR SUMMER TERM (MAPs only)

TERM	1999/SU	2000/SU	2001/SU	2002/SU	TOTAL
Course Release	12.5	9.0	10.0	11.3	42.8
FTE Faculty	2.5	1.8	2.0	2.3	8.6

5 course per faculty



Hypothetical Course Releases for MAPs and Independents Combined: '98 to '03 Assumes 6 Independents for 1 Course

TERM	1998/FA	1999/SP	1999/FA	2000/SP	2000/FA	2001/SP	2001/FA	2002/SP	2002/FA	2003/SP	TOTAL
MAP course release	0	0	1.8	6.3	5.2	9.6	4.2	12.9	6.1	15.6	61.7
IND course release	12.8	16.5	11.0	16.2	9.1	16.1	8.7	11.7	7.9	9.1	119.1
TOTAL	12.8	16.5	12.8	22.5	14.3	25.7	12.9	24.6	14.0	24.7	180.8
TOTAL BY YEAR	29.3		35.3		40.0		37.5		38.7		

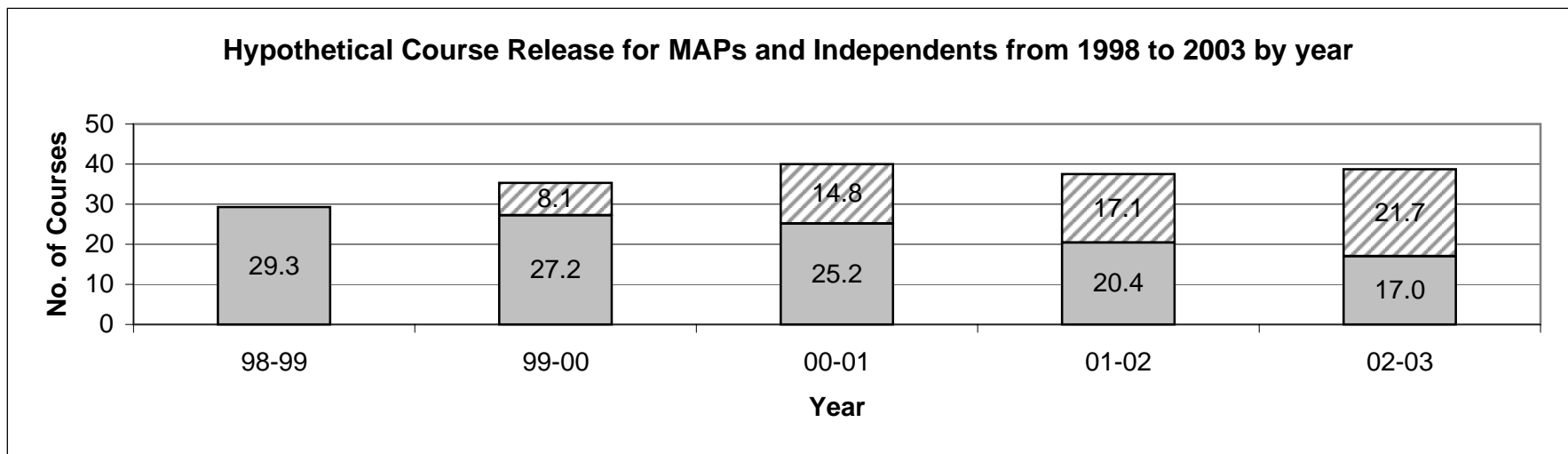
FTE Faculty By Term

FTE Faculty MAP	0.0	0.0	0.4	1.3	1.0	1.9	0.8	2.6	1.2	3.1	12.3
FTE Faculty IND	2.6	3.3	2.2	3.2	1.8	3.2	1.7	2.3	1.6	1.8	23.8
FTE Faculty Total	2.6	3.3	2.6	4.5	2.9	5.1	2.6	4.9	2.8	4.9	36.2

FTE Faculty By Year

FTE Faculty MAP	0.0		1.6		3.0		3.4		4.3		
FTE Faculty IND	5.9		5.4		5.0		4.1		3.4		
FTE Faculty Total	5.9		7.1		8.0		7.5		7.7		
% MAP	0.0%		22.9%		37.0%		45.6%		56.1%		

TERM	1999/SU	2000/SU	2001/SU	2002/SU	2003/SU	TOTAL
MAP course release	12.5	9.0	10.0	11.3		42.8
FTE Faculty	2.5	1.8	2.0	2.3		8.6



Hypothetical Course Release for MAPs and Independents 1998 to 2003

